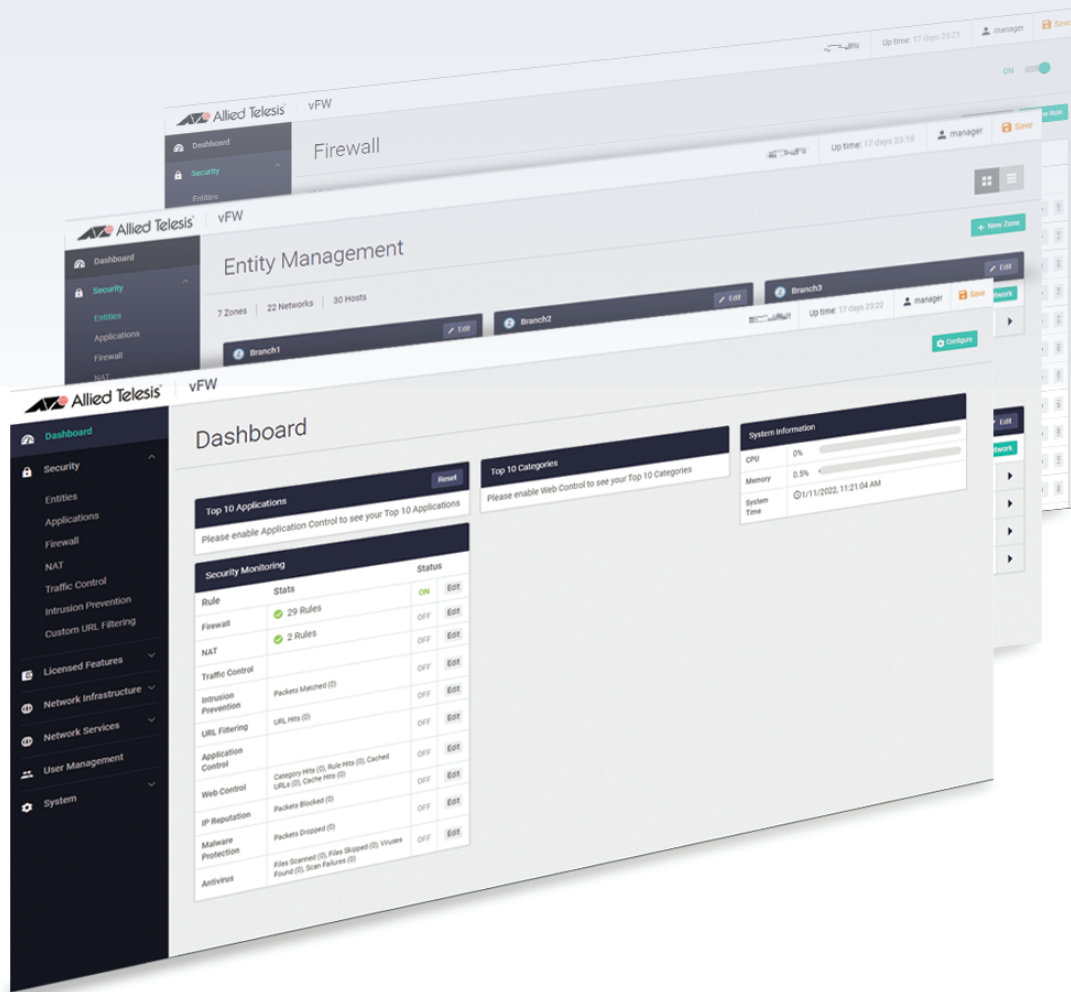


# Release Note for 10G UTM Firewall 5.5.3-0.x



» 5.5.3-0.2 (NFV-APL-1.7.2)

---

## Acknowledgments

©2023 Allied Telesis Inc. All rights reserved. No part of this publication may be reproduced without prior written permission from Allied Telesis, Inc.

Allied Telesis, Inc. reserves the right to make changes in specifications and other information contained in this document without prior written notice. The information provided herein is subject to change without notice. In no event shall Allied Telesis, Inc. be liable for any incidental, special, indirect, or consequential damages whatsoever, including but not limited to lost profits, arising out of or related to this manual or the information contained herein, even if Allied Telesis, Inc. has been advised of, known, or should have known, the possibility of such damages.

Allied Telesis, AlliedWare Plus, Allied Telesis Management Framework, EPSRing, SwitchBlade, VCStack and VCStack Plus are trademarks or registered trademarks in the United States and elsewhere of Allied Telesis, Inc. Adobe, Acrobat, and Reader are either registered trademarks or trademarks of Adobe Systems Incorporated in the United States and/or other countries. Additional brands, names and products mentioned herein may be trademarks of their respective companies.

## Getting the most from this Release Note

To get the best from this release note, we recommend using Adobe Acrobat Reader version 8 or later. You can download Acrobat free from [www.adobe.com/](http://www.adobe.com/)

# Contents

<b>What's New in 10G UTM Firewall v5.5.3-0.2 (NFV-APL-1.7.2) .....</b>	<b>4</b>
<b>Obtaining User Documentation .....</b>	<b>6</b>
<b>Upgrading the VST-APL appliance and the firewall app .....</b>	<b>7</b>

---

# What's New in 10G UTM Firewall v5.5.3-0.2 (NFV-APL-1.7.2)

## Introduction

This release note describes the new features in 10G UTM Firewall v5.5.3-0.2.

You can obtain the software files from the [Software Download area of the Allied Telesis website](#). Log in using your assigned email address and password.

Contact your authorized Allied Telesis support center to obtain licenses.



---

**Caution:** Information in this release note is subject to change without notice and does not represent a commitment on the part of Allied Telesis, Inc.

While every effort has been made to ensure that the information contained within this document and the features and changes described are accurate, Allied Telesis, Inc. can not accept any type of liability for errors in, or omissions arising from, the use of this information.

---

## 10G UTM Firewall

The Allied Telesis 10G Unified Threat Management (UTM) Firewall is an ideal integrated security platform for modern businesses. A powerful 10G firewall and threat protection is combined with comprehensive VPN capability. Easily and securely connect the head-office to branch-offices for an innovative high performance business solution.

It is a virtualized version of the AlliedWare Plus Next Generation Firewall and runs on the Vista Manager Network Appliance (VST-APL).

The software on the VST-APL consists of an ISO file containing the operating system, and an APP file for the 10G UTM Firewall application. When you upgrade, you must upgrade both the VST-APL operating system and the application to a supported set of versions, as shown in the following table:

Table 1: NFV-APL-1.7.2 Software component versions

Software Component	Version
VST-APL Operating System	Version 1.8.1: ATVSTAPL-1.8.1.iso
AW+ Firewall application	Version 5.5.3-0.2 vfw-x86-64-5.5.3-0.2.app

---

## New features in 5.5.3-0.2

This version adds:

- “Multiple firewall instances” on page 5.
- “Schedule Backups and Automatic Recovery” on page 5.
- new features and enhancements as described in the [AlliedWare Plus Release Note](#).

### Multiple firewall instances

This version adds support for multiple UTM firewall instances on a single licensed VST-APL-06 or VST-APL-10 appliance. You can use multiple firewall instances to manage different elements of a network independently, with capabilities equivalent to VRF-lite, including overlapping addressing. These multiple instances provide the functionality of VRF without the limitations of VRF-lite.

For details about the VST-APL appliance operating system, see the [Vista Manager Network Appliance \(VST-APL\) User Guide](#). Use this to:

- create one or more firewall application instances
- configure network connectivity on the appliance.

For information about and an example of configuring multiple firewalls, see the [Isolating Traffic with the 10GbE UTM Firewall Feature Overview and Configuration Guide](#).

### Schedule Backups and Automatic Recovery

The **Backup and Restore** feature has been available on the VST-APL-06 and VST-APL-10 in previous versions. You can create backups of the appliance, including the appliance configuration, application images and application instances. From this version you can also:

- Schedule regular backups
- Use a backup to automatically restore a factory new appliance of the same model (with the same board name).

For details, see the Backup and Restore section in the [Vista Manager Network Appliance \(VST-APL\) User Guide](#).

---

# Obtaining User Documentation

## **10GbE UTM Firewall documentation**

The Datasheet, Installation Guide, User Guide, and Release Notes for 10GbE UTM Firewall are available from:

- [10GbE UTM Firewall Datasheet](#)
- [Vista Manager Appliance \(VST-APL\) Installation Guide.](#)
- [10GbE UTM Firewall Release Note](#)
- [AlliedWare Plus Release Note](#)
- [Isolating Traffic with the 10GbE UTM Firewall Feature Overview and Configuration Guide](#)
- [Getting Started with the Device GUI on UTM Firewalls](#)
- [Vista Manager Network Appliance \(VST-APL\) User Guide](#)

## **AlliedWare Plus documentation**

For full AlliedWare Plus documentation, see our online documentation library on [our website, alliedtelesis.com](#).

# Upgrading the VST-APL appliance and the firewall app

To upgrade, you need to upgrade both the appliance and the firewall app.

## Upgrading the VST-APL appliance

To upgrade the version of your VST-APL Vista Manager Network Appliance, refer to the section “Upgrade procedure” in the [Vista Manager Network Appliance \(VST-APL\) Release Note](#) for VST-APL version 3.7 1.

## Upgrading the 10GbE UTM Firewall

The following section will guide you through the instructions for upgrading 10GbE UTM Firewall on your device.

### Before you start you will need:

The new version of the 10GbE UTM Firewall file. You need the following file, where **x.x.x** is the new version number you are installing:

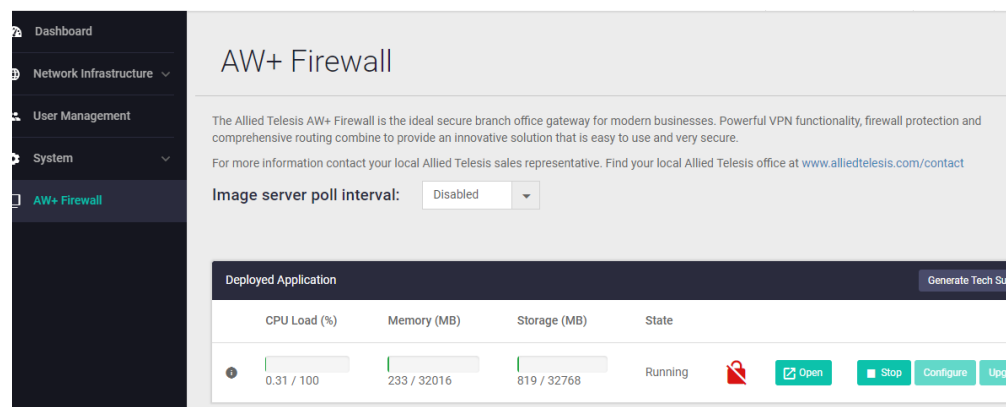
- **vfw-x86\_64-x.x.x.app**

### Upload the new version and update the 10GbE UTM Firewall app

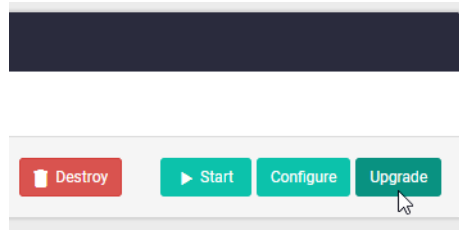
1. Log in to the Device GUI.
2. Navigate to the **File Management** page (**System->File Management**).

### Upload the vfw-x86\_64-x.x.x.app release file

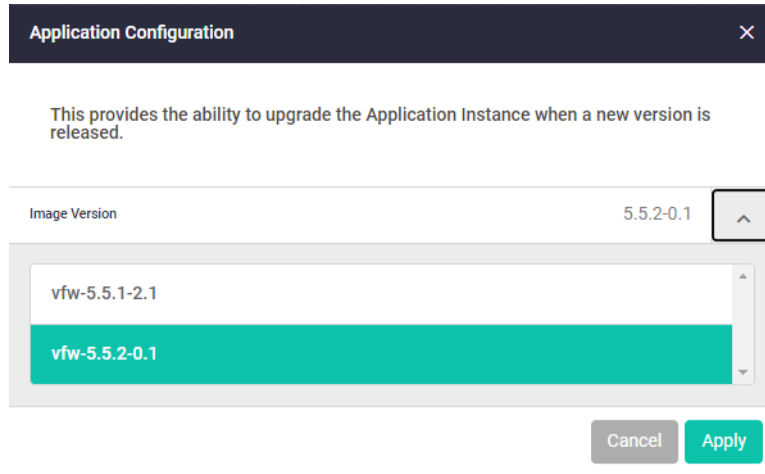
1. Click the **Upload** button, opening up the **File Upload** sub-menu.
2. Navigate to the **vfw-x86\_64-x.x.x.app** file and select it.
3. Once the file is uploaded, select **AW+ Firewall** from the main menu.



4. If the AW+ Firewall is running, click on the **Stop** button.
5. Once the AW+ Firewall has stopped running, click on the **Upgrade** button.



6. Click on the arrow to open the drop-down, select the new version, and click **Apply**.



7. Click on the **Start** button to restart the AlliedWare Plus Firewall.